

VENTURI

TOOTH CONTACT ANALYSIS - version 10.02  
T GEAR - CONVEX H H

- FINISHING  
T GEAR - CONCAVE H

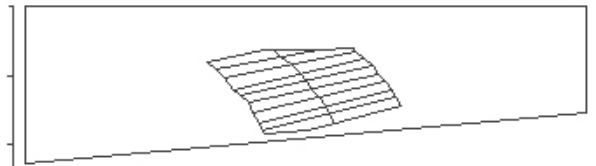
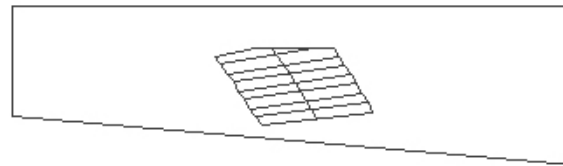
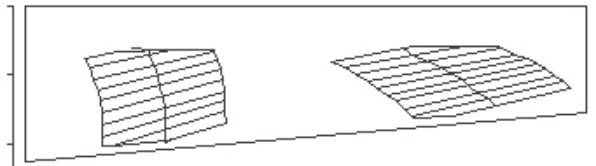
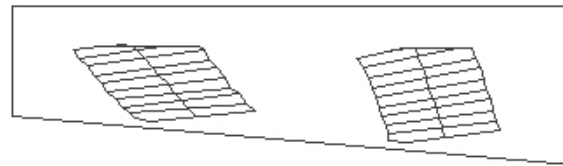
SUMMARY NO. SC0007  
RATIO 9 X 43 DATE 1/29/2009 15:28 HRS

NON-G. GEAR	CONVEX	CONCAVE
PIN BLADE ANG	14.00	31.00
GEAR BLADE ANG	22.50	22.50
PIN RHO ...	0.000	0.000
GEAR RHO ...	0.000	0.000
DIR. MEAN PATH	30.000	40.000
PROF. SEPARATION	40.0	50.0
CONTACT UNBAL.	0.850	
CONT. POS. FACT	0.00	0.00
TIP PIN BLD ANG	14.00	31.00
TP GEAR BLD ANG	22.50	22.50
C. PIN RHO .	0.000	0.000
C. GEAR RHO .	0.000	0.000
POINT DIAMETER	12.101	11.927
CONT LGTH FACT		0.000
SFC. SEP. FACT.	0.000250	

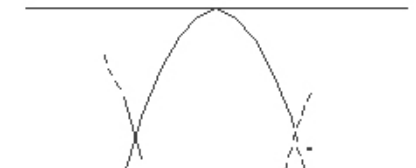
GEAR	CONVEX	CONCAVE
TOE POSITION	0.25	0.25
HEEL POSITION	0.25	0.25

MM*100	MEAN	TOE	HEEL	TOTAL
CX E(V)	1	85	-112	197
P(H)	-1	-31	53	83
CV E(V)	0	-75	130	206
P(H)	0	33	-70	103

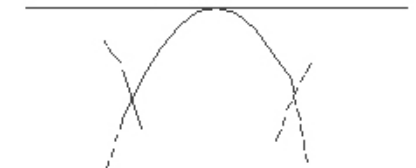
INCREMNT: MOTION 40, CONTACT 0.33  
NOTE: T2000 SPEC ANALYSIS



TOE



MEAN



HEEL

